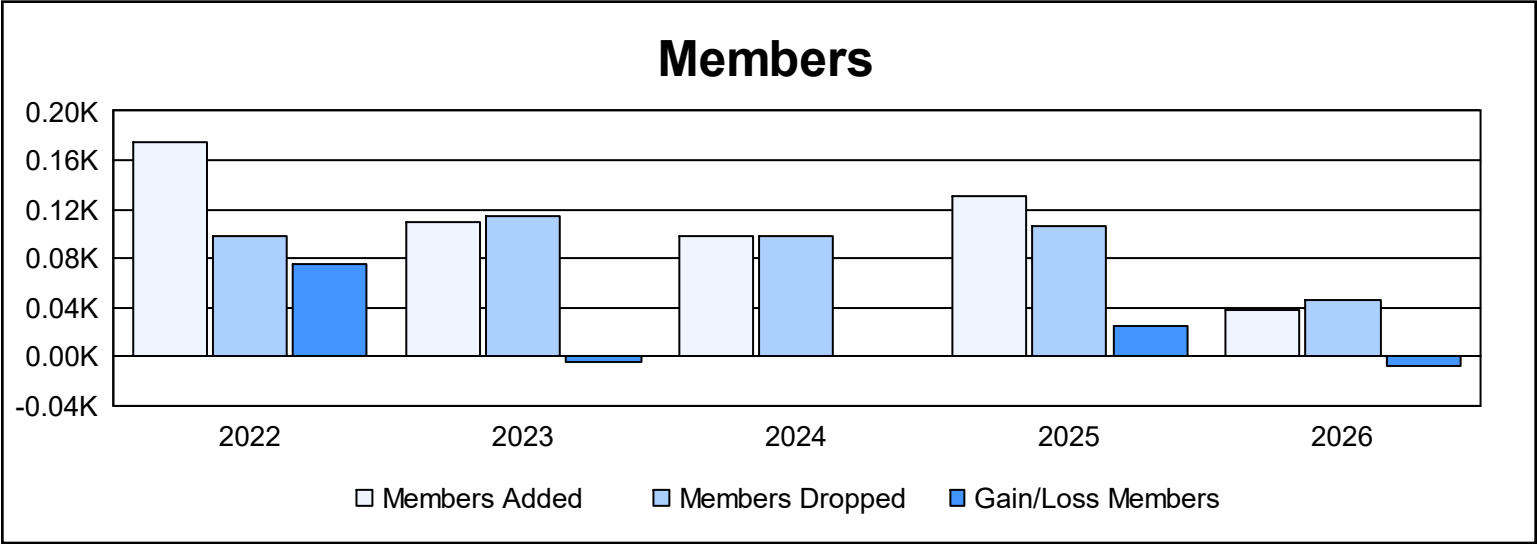
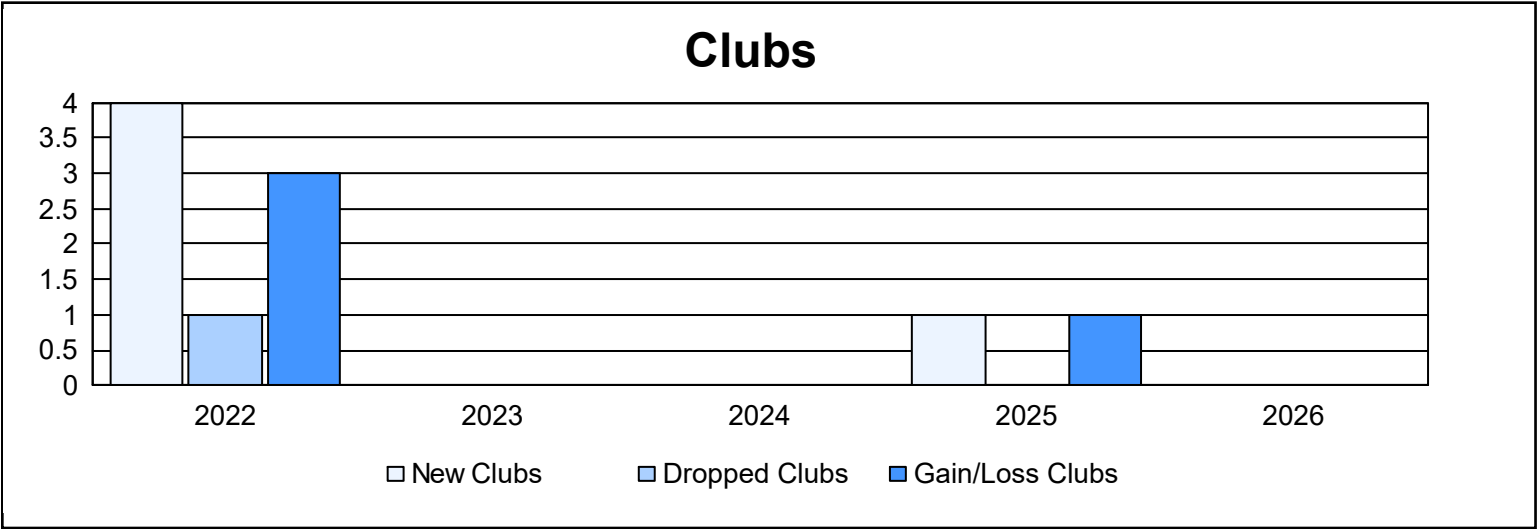
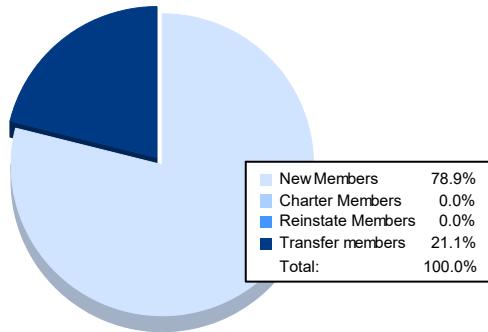


| Year | New Clubs | Dropped Clubs | Gain/ Loss Clubs | New Members | Charter Members | Reinstate Members | Transfer Members | Total Member Added | Total Members Dropped | Gain/ Loss Members |
|-----------|-----------|---------------|------------------|-------------|-----------------|-------------------|------------------|--------------------|-----------------------|--------------------|
| 2021-2022 | 4 | 1 | 3 | 65 | 91 | 0 | 18 | 174 | 98 | 76 |
| 2022-2023 | 0 | 0 | 0 | 99 | 4 | 1 | 6 | 110 | 115 | -5 |
| 2023-2024 | 0 | 0 | 0 | 86 | 0 | 4 | 8 | 98 | 98 | 0 |
| 2024-2025 | 1 | 0 | 1 | 90 | 34 | 5 | 2 | 131 | 106 | 25 |
| 2025-2026 | 0 | 0 | 0 | 30 | 0 | 0 | 8 | 38 | 46 | -8 |
| Average | 1 | 0 | 1 | 74 | 26 | 2 | 8 | 110 | 93 | 18 |



Membership Composition

November 2025 Cumulative



Gender Composition

November 2025 Cumulative

